


TRIANGLE

AUGUST 2009

TOP Hat



MAGIC'S FUTURE BEGINS WITH YOU



CONTENTS

Welcome to Magic Youth International	Page 3
Local Magic Youth News	Page 4
Ring #199 News	Page 5
Fear and Magic	Page 6
Magic You Can Do!	Page 7
The Study of Magic	Page 8
Best Magician	Page 9
Profiles in Magic: Mark Wilson & Nani Darnell	Page 10
Puzzles and More	Page 12
Magic Youth Sponsors	Page 13

This is Your Journal!

Member input is always welcome and encouraged! Have you created a new trick or added a special twist to an old favorite? Are you performing in the Triangle? Would you like to write a monthly youth column on magic history, theory or tricks? Let us hear from you!

August's Magic Lesson

This month's hands-on magic lesson will include

REHEARSAL OF STAGE MAGIC FOR ARTSPACE SHOW

Lesson Sources:
Mark Wilson's Complete Course in Magic

Bring your Best and Favorite Routines. If Needed, We'll
Help You Create Fun Performances.

6:00 PM, Saturday, August 1st
New Horizons Fellowship Annex
820 E. Williams St., Apex, NC



The TRIANGLE TOP HAT is a monthly publication of The Raleigh Chapter of
MAGIC YOUTH INTERNATIONAL

www.MagicYouthRaleigh.org

Editor Roger C. Way
Editor Cliff Bumgardner

Contact Us

Rway (at) nc.rr.com

www.MagicYouthRaleigh.org

www.magician.org/member/raleigh

Triangle Youth Director

Roger C. Way
Youth Director/Vice President
International Brotherhood of Magicians
Wallace Lee-Dick Snaveley Ring #199
Raleigh, North Carolina

Your Triangle M.Y.I. Team

Chairman	Phil Willmarth
Ring Member	Roger Way
Ring Member	Larry Maitin
Ring Member	Michael Casey
Ring Member	Scott Shelton
Ring Member	George Dolicker
Youth Member	Cliff Bumgardner
Youth Member	Spiro Trance



Welcome to the Tarheel Capital City Chapter of **Magic Youth International**



All art forms have had "Golden Ages;" periods of time where great innovations and advancements changed the face of that art forever. For music, some may consider the time of Beethoven or of more modern sensations like The Beatles and the revolution they brought upon the world music scene. Magic, too, has had these Golden Ages. If you have ever read about The Professor, Dai Vernon, and the sensation he brought upon the close - up magic world in the 1960's then you know of a time where magic was at one of the highest points in its ancient history. It truly seems like it was a tremendous time to be involved in the art.

I am proud to tell you that today we are living in a new Golden Age for magic. The ideas, routines, and concepts being put forth today are creating a new, youthful face to the art. Originality is shining and the performers today are substantially different from the artists of yesteryear.

This is truly a time of innovation and advancement that we are now a part of. With the help of Magic Youth International and our magic mentors we can build a foundation that will carry us into a very bright future. We are living in an amazing time. I urge you to take full advantage of it.

Cliff Bumgardner, Triangle Top Hat Editor

I have a confession. I am a devoted fan of Harry Potter, Hermione Granger and Ron Weasley and their marvelous magic. Not because of the marvelous things they can do, but because of who magic has made them. Through Ms. Rowling's wondrous imagination we watch this band of friends, these Magic Buddies, grow from insecure, unsure and solitary children into resourceful, confident and beloved individuals. Ms. Rowling has captured the true magic of finding one's passion and following a dream.

Be it in magic, music, science, math, art, poetry, whatever and wherever your passion lies, find it, nurture it and follow it. Build a world for yourself that rivals the glory and majesty of Hogwarts. Perhaps, the sense of accomplishment and self-confidence found in our hobby of magic will be your guide.

Roger Way, Ring 199 Youth Director



Visit the
Triangle M.Y.I. Web Site
www.MagicYouthRaleigh.org

Visit the
I.B.M. Web Portal
www.Magician.org

Magic Youth News



RALEIGH ARTSPACE



FAMILY FUN DAY PERFORMANCE

Saturday, August 22, 12:00—3:00 PM

All Magic Youth interested in performing in the Artspace Showcase please meet us there by 11:00 AM. Artspace is located at 201 E. Davie St. in Old Market Downtown Raleigh.

Stage, lighting and sound system will be provided. Bring your best effects and have fun with us! Contact Roger at 919-272-6465 with questions!

Parents—Bring your Cameras!

“I will change this stick of gum into a piece of candy! (Drop the gum onto the floor)

Tada! Gum Drop!”

MAGIC SLEIGHT OF HAND COURSE TO BE TAUGHT AT WAKE

Larry Maitin, Ring Member and Youth Mentor, will teach a 10-hour Beginner's Class in Sleight of Hand Magic. The class runs every Wednesday from October 14th through November 18th from 6:30pm to 8:30pm. The program is offered through the Wake Tech Community College's Continuing Adult Education program. All classes will be taught at Millbrook High School on Spring Forest Rd in Raleigh. Cost for the course is \$75.

To sign up call Wake Tech Continuing Education at (919) 866-5800 or visit conted.waketech.edu.

TOYS FOR TOTS/COATS FOR KIDS MAGIC YOUTH SHOWCASE

Begin working now on creating and presenting one or two 5-10 minute stage routines for our Magic Youth Benefit Showcase this December! We would like to see every Magic Youth participating either on stage or in the Close-Up Galley.

You CAN do it! Ask for coaching! Individual adult coaches are encouraged to help a student shine!

RALEIGH YOUTH DIRECTOR APPOINTED TO INTERNATIONAL I.B.M. POSITION

I.B.M. International President Jack White recently appointed Roger Way, Ring 199 VP and youth program director, to chair the I.B.M. Youth Committee. This committee is singularly responsible for oversight and direction of the Magic Youth International program. Joining Roger on the committee are noted magic stars Duane Laflin, Mike Segal, Gregory Bracco, Christy Henson, and Oscar Munoz. We are looking forward to great things from this new and dynamic group! Congratulations, Roger!

“Some call this sleight of hand. Others call it prestidigitation. I call it my allowance stimulus package.”

CLIFF BUMGARDNER FEATURED IN THE MAGIC YOUTH SECTION OF AUGUST'S LINKING RING!

One of our own Ring and Youth members, 16-year-old Cliff Bumgardner, will be featured in Dakota Rose's youth column in the August issue of *The Linking Ring*.

He mentions Ring 199 and gives thanks for everything the members have done for him. Congratulations on your recognition as one of the quality youth members of the I.B.M., Cliff!

Performance One-Liners adapted from David Ginn and Gene Gordon's wonderful book on performance one-liners, *Laughter Legacy*.



Please Make a Note!

The September Ring & Youth Meeting has been changed to the Second Saturday, September 12th, due to the Labor Day Holiday!

PLEASE MARK YOUR CALENDARS!

Ring #199 News

CONGRATULATIONS TO OUR NEWLY ELECTED RING OFFICERS!

President: Roger Way

Vice-President: Joe Schmelzer

Secretary: Tom Beaman

Treasurer: Pam Beaman

Sergeant At Arms: Cliff Bumgardner

HABITAT FOR HUMANITY SHOW

The annual Habitat for Humanity Benefit Show is scheduled for Saturday, October 17th at New Horizons Fellowship, 820 E. Williams St in Apex. The show is open to the public and admission is free. A voluntary collection will be taken during the show's intermission to support Wake Habitat for Humanity. We are looking for close-up performers for the lobby and pre-show strolling performers. If you're interested in performing in either spot, please let us know!

DAVID COPPERFIELD COMING TO DURHAM

An Intimate Night of Grand Illusion comes to DPAC!

Tuesday, October 20, 2009 @ 5:30pm & 8:30pm
Wednesday, October 21, 2009 @ 5:30pm & 8:30pm



Tickets go On Sale Friday, August 14, 2009 @ 10am

Imagine if you could win the lottery, travel to your perfect place in the blink of an eye, own your dream car, or turn back the hands of time. It all become a reality, every night.

True to its title, "Grand Illusion" is the logical and incredible evolution of this conjurer's art. Copperfield's goal in "Grand Illusion" is to take one's dreams (and

maybe a few nightmares) and make them become reality using his state of the art wizardry.

Copperfield adds, "Grand Illusion" was partly inspired by an unfulfilled wish of my grandfather's that a lot of people share: winning the lottery and finally owning that one special thing you always dreamed of. We call it an 'intimate' evening of grand illusion partly because it's interactive. In one of the pieces, for example, the audience discovers how to predict lottery numbers that will come up that night. They get to participate in illusions that blur the line between magic and reality." Copperfield delights audiences when he magically brings an ordinary necktie to life, only to find out the tie has a mind of its own! The show will also feature the spectacular and death defying feat of David attempting to walk through the rotating blades of a giant industrial fan – and live to tell the tale – "Grand Illusion" on a massive scale.

For Ticket Information Contact:
(919) 680-2787 or (800) 745-3000
DPACNC.com

MAGIC BUDDY FINDER

Looking for a **Magic Buddy** to learn and practice with? Provide us with the following information:

First Name _____ Age _____ Boy Girl

List your magic preferences (Such as Card Magic, Coin Magic, Comedy Magic, Birthday Party Magic, Illusions, and so on.)

Contact through (Adult Mentor's or Parent's Name and Phone Number)

We'll post your interests each month and help you find your very own **Magic Buddies**. Last Names and contact information will be held and protected by your adult magic mentor. All contacts will be handled between the mentors and parents for students under 16 years of age.

Fear and Magic

Does the thought of performing magic in front of a group of strangers frighten you? Well, you're not alone. Every top magician has stood where you stand and felt what you feel. Many still suffer from stage fright before each show today. Fear is as part of who we are. Let's show you how to use it to improve your performance skills.

So many gifted beginners hide their talents because they let fear get the best of them. Please understand that fear is not the problem. The problem lies in the way we deal with our fears.

Most of the time we don't even realize when we're frightened. Our minds create excuses for the fear. For example, you may be afraid of attending a magic meeting because you are afraid that you'll be expected to perform. Yet, you tell yourself that you're not going because you're tired and have homework to finish.

These unexpressed fears could actually hinder your creative expression as a magician. You might believe that studying magic is a waste of time. Sadly, these thoughts can literally pound your dreams into dust.


So, how do we banish this fear from our lives and move forward? The simple and truthful answer is, "You can't."

Even the greatest magicians are not unafraid. Ask David Copperfield and Lance Burton if they still experience fear before a big show and they're sure to tell you yes. It's part of who we are.

The answer lies in accepting your fear and using it to your advantage. Try this 5-Step process:

1. **List your Fears**—Sit down and make a list of the worst things that could happen during your performance.
2. **Examine your Fears**— Now go back over your list and cross out all of the unrealistic fears. Happily, no one has ever died or been suspended from school from embarrassment.

3. **Tell your Magic Buddy**—Revealing your realistic fears with a friend diminishes the power each fear holds over you.



4. **Turn your Fears Around**—Take each of your fears and find a positive result for each. For example: *If I blow a trick...then, I'll know that I need to practice harder for next time. I'll work harder. I'll ask for help. The next time I perform, I'll be much better prepared and I'll rock!*

If I look stupid—then, I'll ask my mentor and magic buddy what I did wrong. They'll tell me. I'll fix the mistakes, work harder and next time, I'll rock!

5. **Face your Fears Head On!** - Fear is like the classic school bully. Many of us will avoid certain

areas around the school hoping to dodge the bully. This gives the bully control over our lives and prevents us from doing our best.

You can continue to make excuses and avoid the situations that cause your fear or you can face them head on, overpower them and free your creative powers.

Remember that the people you admire most are not necessarily less frightened than you. They simply push through their fears to reach the goals they've set.

There is one thing we want you to always remember about fear: Your I.B.M. Ring and Magic Youth Chapter is filled with caring, thoughtful people who have felt what you feel and stood where you stand. Every one of these peers wants you to succeed and will do whatever they can to help you reach your dreams. You'll never find a more nurturing place to overcome your fears, learn your craft and reach your goals.

Set your goals and give fear the boot!

Magic Youth International

Magic You Can Do!

Each month, we'll bring you new magic tricks to practice and perform. Then, we'll show you how to apply these new moves into a fun and entertaining presentation. If you ever have a question about a new move, be sure to ask your Ring magic mentor during the next Magic Youth lesson. Have fun!

Cards: Fastest Card Trick on Earth

The Effect: A card is selected, memorized by a spectator, and fairly placed back into the deck. The magician then proposes to do the fastest card trick on earth, and places the deck behind his back for less than a second, saying the magic is done. The cards are spread and the spectator's card is found to have reversed itself, now lying face up in the face down deck.

What You Need: A deck of cards.

Setup: Before beginning the effect, secretly turn over the bottom card of the deck, so that it is face up with the face down on top of it.

To Perform: Spread through the cards and have one selected by a spectator and, while their attention is on memorizing the card, discretely turn the deck over in your hand. Here you are using the natural misdirection of them looking at the card to do your "secret moves". You should now be holding the deck with the top card face down and the rest of the deck face up underneath it. Be careful to keep the deck square so that the face up cards aren't seen. Take the selected card back from your spectator and fairly push it square into the middle of the deck, still being careful to not expose the face up cards. At this point you are now holding the deck with the top card face down, about half the deck face up, the selected card face down, and the rest of the face up deck. You now tell your audience that this is the fastest card trick in the world, it will only take a second. With the deck in your left hand, place both hands behind your back and turn the deck over as you place it into your right hand and bring your hands back in front of you.

Basically, you have just turned the deck over behind your back so that you are now holding the deck face down with the selected card face up in the middle and a face up card on the bottom. You can spread through the cards in your hands (being careful not to show the bottom card as being secretly turned over) and show that the spectator's card has magically turned over. Ta' da! Take your applause.

History: The earliest writing on this type of handling of the Card Reverse plot that we know of is in *Expert Card Technique* under the name "A Rapid Reverse", on page 176. The patter of this being the "Fastest Card Trick on Earth" is a very old idea.

Cliff Bumgardner

The Slip-The-Loop Trick

What You Need: A Rope, Cord or Chain

To Perform: Lay a short rope on the table and form a figure eight with it. Take the longer end of the ropes and make a circle around the eight with it. The ends of the rope should both be coming toward you.

Have a volunteer put his finger in the center of the top of the eight while you pull the ends of the rope. Notice that his finger has two loops tightened around it now.

Put your own finger in the same loop, and the rope comes free ' no loops for you!

How It's Done: The trick is in the way the rope is laid out.

Make the figure eight so that the short end of the rope ends up on the left. This means that the long end will cross the short end as it completes the eight. The long end is then taken to the left and around the top of the eight, ending up coming back down to lie parallel to the short end.

Lay the short end over the rope if you want to trap the finger.

Put the short end so it crosses under the rope if you want it to pull free.



BE SURE TO ASK YOUR FAVORITE MENTOR FOR HELP WITH THESE EFFECTS IF YOU NEED IT. THEY'RE READY TO HELP!

The Study of Magic

Magic is an art form so ancient, so vast, and so rich in knowledge that its study can seem to be a nearly impossible undertaking. This is the first in a series of articles from young magician and musician **Cliff Bumgardner** devoted to helping you study the art of magic and it's literature.

Building a Foundation, Part I – The Basics

When beginning your study of magic, you must first build a strong foundation of the basic principles and techniques. These fundamentals will allow you to gain much-needed knowledge that you will use throughout your magical journey.

A study of the basics should cover the fundamental techniques of the many different genres of magic. By keeping your studies diverse you will better understand the many different types of magic and find what fits you best.

No amount of work put into studying will prove worthwhile without the correct material to learn from. Being in Magic Youth International you have already been introduced to the fantastic book *Mark Wilson's Complete Course In Magic*, and this book alone provides terrific information on the basic and intermediate techniques of many genres. Another great book to look into for building your foundation is *Now You See It, Now You Don't* by Bill Tar. While it may contain some of the same information as *The Complete Course*, it is a smaller book, which may prove to be a less overwhelming read when you are just starting out.

Once you have found the genres of magic that you feel most interested in, you can begin focused study on the basic techniques, history, and performance aspects of those fields.

Even during this focused study, however, remember to keep an open mind towards other types of magic that you may be exposed to. Even two fields of magic that seem completely unrelated can share principles and aspects that lend to one another. For example, close-up magic and stage magic are two genres that take place under completely different circumstances and, in many cases; the two forms cannot be mixed. However, the principles of showmanship and style that apply to stage magic also apply to close-up and visa versa.

It may be tempting now to go find the latest DVD or book on the basics of card magic, or your specific genre, but consider first looking into the classic texts on the art. Classics are referred to in that way for a specific reason, they are books, effects, and other pieces that have stood the test of time, and hold techniques, principles, and pieces of knowledge that

need to be studied. Even the most ancient of books can still hold ideas that apply to magic today, and can help you in your magical journey.

Below is a list of classic books and good videos for specific fields of magic, and also a few books that cover a general study of magic and its many different genres.

Card Magic:

The Royal Road To Card Magic by Jean Hugard and Fredrick Braue

The Royal Road To Card Magic (DVD) by R. Paul Wilson

Card College Volume 1 by Roberto Giobbi

Card College Light by Roberto Giobbi

SelfWorking Card Magic by Karl Fulves

Coin Magic:

Modern Coin Magic by J.B. Bobo

Expert Coin Magic Made Easy (DVD) by David Roth

Mentalism:

13 Steps to Mentalism by Corinda

General Magic:

Mark Wilson's Complete Course in Magic


The Tarbell Course in Magic By Harlan Tarbell

Self Working Table Magic by Karl Fulves

These basic techniques will allow you to begin creating the firm foundation that the rest of your magical study will stand upon. Do not rush your study of the fundamentals; they are priceless techniques that deserve your focused attention over a prolonged period of time.

With the basics understood, studied, and practiced, we can then move on to the study of intermediate to advanced technique which will be discussed in next month's newsletter.

Feel free to e-mail me with any questions at Amazeyou@yahoo.com



Best Magician

There was this guy we kids called Uncle Jake. Ol' Jake lived down the street when I was a kid – actually over the back fence, 'cross Miss Priss' garden, through a tree-swing, 'cross another fence and down an alley; but ya know what I mean. Couple of times a week Uncle Jake would open his big garage and fiddle with things as us kids would gather 'round. He'd fix a busted wagon now better than new. He'd demonstrate how to walk on stilts, or sharpen a saw or mend a broken bird's wing. You know, real stuff!

Best of all, if he couldn't fix something or you didn't deserve the fixin', he'd tell ya straight out. He was kinda mystical that way. "Now Andy, this is your sister's toy and you broke it when playing with it without permission. You go home and fess up, bring your sister back and I might repair it for her." 'Course, when Andy done jest that Jake showed him how to whittle a flute from a willow branch so that he would never again be without a toy.

Now that I am middle aged, with better grammar and less fantasy, I ponder on how Jake really might have been a magician. He could take anything and make it into something else. There was nothing tragic that didn't have a funny side and no problem that couldn't be solved another way. He said he'd never met a kid who didn't have a special hidden skill.

Could he do tricks? Sure enough! He could peel an apple in one continuous band behind his back. He could change a nickel into a dime if some kid was short for the ice cream truck. He had an old tin cup that could vanish a green tomato or plum or walnut, or change it into a piece of candy.

One day a girl asked him if he was really magical. He said, "Not hardly, if I were I'd have kids of my own." Then he laughed in a strange way. I knew that he did have a son, and that he was hinting about the war and not procreation. I also knew that I wasn't a kid any more.

I did see him again years later on a visit home from college. He was still sitting on that same old stump fiddling with another old clock. No kids though. Guess they were all home watching TV. He remembered me – not by name it seems, but through a memory of some mischief I had done. He asked about my dad who had been his first paper boy and we chatted over what I

was doing in school. I changed my major after that. That was magic too.

When I told him about having taken up the sport of archery, a gleam came into his eye. He wanted to show me something, claiming mystically that it probably wouldn't help me much. I was puzzled as usual by this typical unspoken meaning; his "sleight of mind."



A couple bales of hay were stacked about a hundred yards behind his house. Playing cards were stuck on the target side. I walked down and looked. When I returned he pulled a bow out of a soft leather pouch. At eighteen, I could hardly pull it, yet at seventy he bent it almost double to his ear.

"Choose a card," he said. In less than 30 seconds five arrows were in the air, and I didn't have to look to know where they'd hit. I jumped up and down like I was 10 again. Then I calmed a bit and asked why seeing that would not help me.

"Come 'round front," he said; and I stood where I could watch him from the other side of magic; the side the audience never sees. Jake shot five more arrows, each one into a different card. The magic? His eyes were closed!

I was surprised to find tears in mine. I considered asking why he never showed this to anyone. He could have been famous! But, I instantly knew that he did this trick for himself; that such a demonstration of impossible skill would only discourage most folks, and his best trick was producing smiles over frowns.

I did wonder why he had shown this to me. He said, "One day I saw you pick up a nail from the road and toss it into the ditch. Wasn't no nail of yer's and no risk to you. You removed that potential danger because it was the right thing to do. I knew right then that I didn't have to worry about you any more."

Sometimes, the best magic is held back for yourself. You did wonder who was the best magician, didn't you?

Our thanks to **Ken Muller** from Knoxville, TN for sharing this marvelous story with us. Ken is an IBM Member, author and youth mentor.

Mark Wilson and Nani Darnell

James Mark Wilson watched his first magician as an eight year old boy in 1935 Indianapolis. He decided then and there that the mystic art of magic was his new life calling.

Five years later, his family moved south to Dallas, Texas and Wilson landed his first part-time job cleaning up around a local magic shop. With fierce dedication, he soon worked his way up to magic demonstrator and, eventually, the honored title of magic salesman. It wasn't long before he stepped out from behind the counter and started performing at small local functions on the side. Wilson quickly built a solid reputation as a skilled, entertaining and reliable performer.

Following high school, Wilson enrolled in the Business Administration program at Southern Methodist University majoring in advertising. He believed that he could use magic as a means of selling products and services as well as his unique brand of entertainment. He was confident that combining his knowledge of magic with his business training would open vast new opportunity's.

In 1953, Wilson took his untested ideas to an equally new and untested medium—Television. Television was in its infancy and local stations were desperately seeking programs to fill the broadcast hours. Wilson's first television series, *Time for Magic* first appeared on Dallas television under the sponsorship of the Dr. Pepper Bottling Company. The program was so well received that more shows were sold to stations in other cities.

Six years later in 1959, Mark Wilson, with the aid of his beautiful co-star and wife Nani Darnell, did the impossible and became the first magician to present a weekly magic series on national television with the airing of *The Magic Land of Allakazam*. The groundbreaking show aired every Saturday morning for two years on CBS before moving to the ABC television network for another three years.

The *Magic Land of Allakazam* eventually aired in Japan, Australia, New



Zealand and other countries around the world as well as the U.S.. It was estimated that the number of viewers who watched Mark Wilson in one single show was greater than the total number of people who saw Harry Houdini during his entire Lifetime! TV Guide called him, "The world's most televised magician."



Mark and Nani were joined by fellow magician Bev Bergeron as the very popular and imaginative *Rebo the Clown* on the *Allakazam* series .

Hollywood soon discovered magic as a marvelous addition to any entertainment the format. Wilson's experience and foresight made him the popular go-to guy when television and movie producers wanted to add creative magical effects to a project.

Mark, Nani and Bev returned to television in the 1970's with a very successful magical variety show titled *Mark Wilson's Magic Circus*. Wilson also served as magical consultant for a short-lived 1973 adventure series titled *The Magician* starring Bill Bixby and such popular 70's television series as *Columbo*, *Simon and Simon*, *Love Boat*, *Circus of the Stars*, *Perfect Strangers*, *The Odd Couple*, *Dr. Quinn: Medicine Woman* and *Diagnosis Murder*.

Aside from several successful HBO magic specials, Wilson's last regular



Profiles in Magic

Profiles in Magic:

Mark Wilson & Nani Darnell

(continued) network series, *The Magic of Mark Wilson*, was seen in syndication around the world in the early 1980's.

Always anxious to break through barriers, in 1980, Wilson became the first western magician to perform in mainland China after the founding of the People's Republic.

Wilson is also very well known for the countless long-playing magic shows he produced for such notable stages as the 1964 New York World's Fair *Hall of Magic Pavilion*, the 1968 Hemisfair's *AT&T Magic of the Telephone Pavilion*, Disneyland, Walt Disney World, Busch Gardens, Six Flags, Kings Entertainment, Legoland and countless other fairs and amusement parks around the world.



Finally, our Magic Youth members may recognize him as the co-author (with the noted author of *The Shadow* pulp series, Walter Gibson) of our local Magic Youth textbook, *Mark Wilson's Complete Course in Magic*.

Visit Mark and Nani's website, www.markwilsonmagic.com to learn more about this wonderful

couple and the magic they've shared with so many over the years. Countless legions of today's magicians credit Mark Wilson with lighting their paths through this fascinating hobby.

"Magic has been very good to me. In fact, I have a suit for every day of the year. How do you like it?"

CAROLINA CLOSE UP CONVENTION

Scott Robinson has a GREAT close up convention lined up in Charlotte for October 2 & 3rd! Ring 199's own Steve Beam will be among the great talent booked for the convention! More information will be published here and in our newsletters soon, but check out the details on their website. Book your registration soon.

www.tricsconvention.com

Mini Lectures Return to Ring #199 Monthly Meetings

Adult and youth members alike will not want to miss the newest addition to the monthly Ring meetings. Each month, a noted member will present a 20-minute magic lecture before the Ring. These lectures will cover instructional topics of interest to all Ring members.

Territorial Vice President and Ring Recorder, Tom Beaumont has graciously agreed to kick the series off during the September 12th meeting with an intriguing look at escapes. Our newest and most welcome addition to the ring Dan Laffey will follow in October with a technical look at magic in television.

Any Ring member interested in preparing and presenting a 20-minute mini lecture future Ring meetings, please contact any of the Ring leaders. Share your years of knowledge and experience with your magical peers. All topics of interest are welcome!

In His Own Words: Dick Cavett

I made more money in high school than I ever have since. Or so it seems.

Entranced by a pitchman at the Nebraska State Fair when I was 11, I bought a trick deck of cards, known to magicians as a "Svengali deck." It set me back a dollar and a quarter and before I wore it out, it paid for itself a hundredfold — and more. Magic became my life.

Let me assert right here that magic may be the greatest hobby for a kid. It's all-consuming. Get your problem child interested in it. The first time your kid masters a trick and performs it — and an adult, genuinely amazed, says, "How in heck did you do that?" — your potential juvenile delinquent will be hooked and too absorbed in the new hobby to steal hubcaps.

The host of "[The Dick Cavett Show](http://www.abc.com/shows/the-dick-cavett-show)" — which aired on ABC from 1968 to 1975 and on public television from 1977 to 1982 — Dick Cavett is also the coauthor of two books, "Cavett" (1974) and "Eye on Cavett" (1983). He has appeared on Broadway in "Otherwise Engaged" "Into the Woods" and as narrator in "The Rocky Horror Show," and has made guest appearances in movies and on TV shows including "Forrest Gump" and "The Simpsons." Mr. Cavett lives in New York City and Montauk, N.Y.



We Believe in the Magic in You

Puzzles & More

Cryptograms

Cryptograms are messages in substitution code. Break the code to read the message. For Example: **THE MAGIC WAND** might become **PDA IWCEY SWJZ** if **P** is substituted for **T**, **D** is substituted for **H** and so on. Look for repeated letters. **E, T, A, O, N, R** and **I** are the most often used letters in the English alphabet. A single letter is usually **A** or **I**. **OF, IS, IT** and **TO** are the most common 2-letter words. **THE** and **AND** are the most common 3-letter words. Good Luck!

RXYYGKCDD JXK PC HUSKO, CBCK GK VR
 C OXNECDV UH VGFC D, GH UKC UKQA NCFC
 FPCND VU VSNK UK VRC QGTRV. - XQPSD
 OSFPQCOUNC

Logic

Oh, no! The Magic Youth group is sponsoring a stage contest but the invitations forgot to mention the date! Can you determine the date using the following clues and the calendar shown below?

1. The date of the contest is not a multiple of 5.
2. The date is not the eve of a major holiday.
3. Neither of the digits of the date are the same.
4. The date's second digit is not equal to one more than the first.
5. The 2-digit date has a sum that is less than 7.
6. The contest is not on a Monday.

D	SUN	MON	TUE	WED	THU	FRI	SAT
E			1	2	3	4	5
C	6	7	8	9	10	11	12
E							
M	13	14	15	16	17	18	19
B	20	21	22	23	24	25	26
E							
R	27	28	29	30	31		

**PLEASE SUPPORT AND THANK OUR
RING & MAGIC YOUTH SPONSORS**




**FOR ALL OF YOUR MAGIC
AND COSTUME NEEDS.**

FRIENDLY AND RELIABLE SERVICE FROM JON AND KELLY
AND THEIR SUPERIOR MAGIC STAFF!

3684 CAPITAL BLVD., RALEIGH, NC 27604
(919) 875-1550 WWW.THEMAGICCORNER.COM

THE KNOT COLLECTOR
by Phil Willmarth



Twenty rope effects using a single piece of rope which include those used in a routine performed in over 100 performances. With 100 illustrations by Tony Dunn.

Softbound, stapled, 8½x11,
40 Pages, Price: \$15.00

www.willmarthmagic.com



MAGIC
RING 199 RALEIGH, NC

The Wallace Lee—Dick Snavelly Ring meets on the First Saturday of each month at 7:00 PM in the New Horizons Fellowship Annex at 820 E. Williams St., Apex, NC.

Youth Members, their Parents and
Guests are Always Welcome

www.magician.org/member/raleigh

Trapdoor Productions
with Steve Beam



Steve Beam has been inventing, performing, and teaching card magic for over thirty years. He has authored more than 25 books featuring some of the most creative routines in magic.

His Semi-Automatic Card Tricks series is a staple of the magic community.

www.SteveBeam.com

The Art of Magic
With Larry Maitin



Larry Maitin's exciting beginner course on sleight of hand with cards and coins. Secret techniques of prestidigitation will be explained and demonstrated. Learn to perform close-up magic tricks to entertain and amaze people of all

ages whether at the office, a party or at home with the children. Students will need to bring a deck of cards and two half-dollar coins to class. To register, visit conted.waketech.edu

Location: Millbrook High School, Raleigh
Every Wednesday from 6:30 PM to 8:30 PM
October 14 through November 18, 2009
A Wake Tech Continuing Ed Program

*"This next mystery comes from the
far east. As far east as the Virginia
Beach magic shop."*



www.TheMagicCafe.com
Your Online Forum for all of your
Magic Questions!

SUPPORT YOUR MAGIC MENTORS AND LEARN!

WAYNE ANDERSON

Every Friday at *The Stonewood Grill*
6:00-8:00 pm
1080 Darrington Dr, Cary
[Email](#)

MICHAEL CASEY

Every Saturday at *The Crunkleton Bar*
9:00 pm-Midnight
320 W. Franklin St., Chapel Hill
[Web](#)

JOSH LOZOFF

Every Friday at *The Mellow Mushroom*
6:30-8:30 pm
Across from the Durham Bulls Ballpark
Every Friday at *Anotherthyme Restaurant*
9:00-11:00 pm
109 North Gregson St., Durham
[Web](#)

PAUL MILLER

Every Friday at *Adventure Landing*
7:00-10:00 pm
3311 Capital Blvd, Raleigh
[Web](#)

CHAD NIPPER

Every Friday at *The Melting Pot*
7:00-9:00 pm
3100 Wake Forest Rd, Raleigh
[Web](#)

ROGER WAY

Every Monday at *Sparks Wings & Ribs*
6:00-8:00 pm
5490 Apex Peakway, Apex
Every Tuesday at *Champps American Grill*
6:00-8:00 pm
3741 Sumner Blvd, Triangle Town Center



Sweet tomatoes. 
salads • soups • bakery

**MAGIC LUNCH GATHERING
EVERY FRIDAY AT 1:00 PM**

M.Y.I. Members are welcome to join us for our fellowship lunch every Friday 1:00 pm at **SWEET TOMATOES RESTAURANT** 2310 Walnut Street, Crossroads Plaza, Cary. Danny Reeves will add you to his email reminder list if you wish. [Email](#)

Find archived copies of the first Triangle Top Hat issue at

[HTTP://WWW.MAGICYOUTHRALEIGH.ORG/ARCHIVE.HTM](http://www.magicyouthraleigh.org/archive.htm)



If you have a magic effect or story you'd like to share with other Triangle Magic Youth, send us an email at [rway\[at\]nc.rr.com](mailto:rway[at]nc.rr.com).

Magic Word Ladder

H O A R D

— — — — —
— — — — —

S O A R S

— — — — —
— — — — —

S C A N T

— — — — —
— — — — —

S P E N D

Change just one letter on each line to go from the top word to the bottom word. Do not change the order of the letters. You must have a word at each step.

SCARS>SCANS>SCANT>SCENT>SPENT>SPEND
HOARD>BOARD>BOARS>SOARS

Magic word Ladder:

Logic: The Contest Date is Sunday, December 13th

CRYPTOGRAM:
HAPPINESS CAN BE FOUND, EVEN IN THE DARKEST OF TIMES, IF ONE ONLY REMEMBERS TO TURN ON THE LIGHT. - ALBUS DUMBLEDORE

PUZZLE ANSWERS