

TRIANGLE TOP HAT

NOVEMBER 2009



MAGIC'S FUTURE BEGINS WITH YOU

The Spencers are Coming to Clayton!

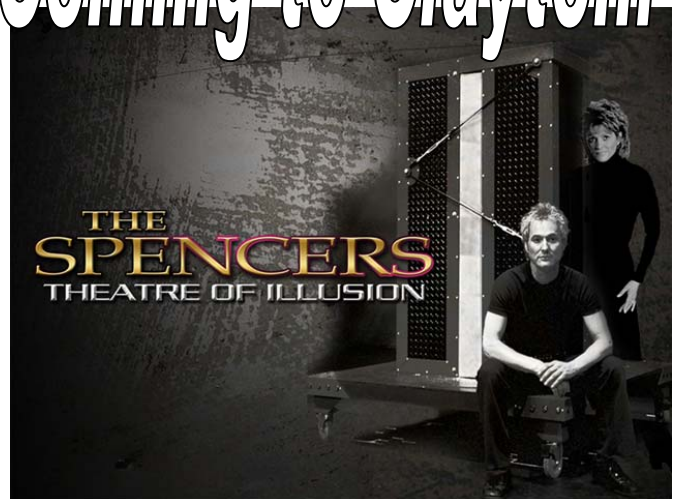
Modern-day Houdinis Kevin and Cindy Spencer will bring their incredible Theatre of Illusion to The Clayton Center for the Performing Arts on Sunday, November 15th at 4:00 PM.

The Spencers fuse their passion for the art of magic and appreciation of theatre into one of the largest touring illusion shows on the road today. In this show, people levitate, walk through walls, vanish, and reappear with elaborate stage illusions, dazzling special effects, and magnificent set design.

Tickets are on sale now at \$15.00 per person. Call the box office direct Mon-Fri 10am-12pm, 1-5pm at **919-553-1737** and have them hold your tickets in On-Call to avoid online "convenience charges." The Clayton Center is located at 111 E. Second St in Clayton.

If you miss this show, don't worry! The Theatre of Illusion will be back in February 13th at the Holly Springs Cultural Center!

Check out the feature articles on the Spencers in this issue! Take a copy of this issue to the show with you for autographs!



Daisy Dolicker Meets David Copperfield

It isn't every day that we get to meet an international idol! 6-year-old Daisy Dolicker and her father, George, stuck around after David Copperfield's October 21st magic performance in Durham and managed to meet him in person. David was very gracious and encouraged Daisy to continue honing her magic skills.

Daisy was one of the featured stage performers in the 2009 Habitat for Humanity Magic Showcase.

Welcome to the Tarheel Capital City Chapter of Magic Youth International

I enjoy reading the works of William Bernbach. Who was William Bernbach, you ask? He was a legendary figure in the history of American advertising. He was one of the three founders of Doyle Dane Bernbach (DDB) and directed ad campaigns such as "Think Small" for Volkswagen Beetle (recognized by *Advertising Age* as the top advertising campaign of the 20th century), "We Try Harder" (Avis Car Rental) and the "Mikey" series for (Life Cereal).



I'm attracted to his writing not because he was in advertising, but because Mr. Bernbach was devoted to creativity and offbeat themes. He is credited with the "ridiculous" concept of combining copywriters and art directors into two-person teams. Before this they had always been in separate departments. His model still flourishes in advertising agencies today. He was the first to suggest "thinking outside of the box" of what the world considered normal

One of my favorite quotes is, "[An idea can turn to dust or magic, depending on the talent that rubs against it.](#)" How very true. I have good friends who have lived their lives dreaming of great adventures—yet, never ventured past their own front porch. We sit and swap stories about where our lives have lead us and they wonder what might have happened had they followed their dreams.

Every one of us is born with at least one unique talent. Your talent may be making people smile, crafting stunning pieces from wood, creating beautiful music or simply making life's daily struggles a little easier for a friend or neighbor. If you don't know what your true talent is, be patient. It will reveal itself. Then run with it, my friend. Capture the wind and let it fly. Take that talent and stay alert for fresh, new ways to make it work for you; new ways for it to bring peace and happiness to everyone around you. Don't let your dreams turn to dust. Stand outside of society's box and be unique!

Mr. Bernbach also said, "[It is insight into human nature that is the key to the communicator's skill. For whereas the writer is concerned with what he puts into his writings, the communicator is concerned with what the reader gets out of it. He therefore becomes a student of how people read or listen.](#)"

Take the time to patiently watch the people around you. Listen; really listen to what they say and how they say it. Pay close attention to what the world around you considers normal, then twist your view. Just a bit. Look for the humor in the unique and the extraordinary. Surprise yourself every day of your life with this new way of looking at a world that everyone else takes for granted.

Before long, your mind will begin to reveal new uses for your unique talent. You'll understand the people around you; their needs and dreams and you'll discover new ways to fulfill them. Your life will have a grand new meaning and every morning will be the start of an exciting new adventure.

["Rules are what the artist breaks; the memorable never emerged from a formula."](#)



Thank you, Mr. Bernbach.

HAPPY VETERAN'S DAY TO OUR BROTHERS AND SISTERS IN ARMS!

Visit the
Triangle M.Y.I. Web Site
www.MagicYouthRaleigh.org

Visit the
I.B.M. Web Portal
www.Magician.org

Magic Youth News

★ I.B.M. RING BANQUET ★

The annual I.B.M. Ring #199 Banquet has been scheduled for Saturday, January 9th beginning at 6:00 PM. Once again, this year's banquet will be hosted at Errico's Ristorante in Cary.



Gary Shelton will MC the evening's entertainment with comedy and MacGuyver Magic headliner Scott Francis completing evening's fun! You will not want to miss one of magic's funniest entertainers!

You'll also want to attend Scott's hilarious MacGuyver Magic Do-It-Yourself lecture at Noon on the same day. This lecture at the New Horizon Fellowship Annex teaches how to think outside of the magic store box!

M.Y.I. members and their families are welcome to attend both functions. Lecture seating is unlimited. Banquet seating is limited to 60, so don't wait to reserve your seats! Ticket sale notices will be. Ticket sale order forms will be sent out November 15th.

A MAGICAL WELCOME TO KARENNA ROSE SHELTON

Karenna Rose Shelton was born to M.Y.I. Mentor Scott Shelton and his wife, Kim, at 10:11 AM on October 4th. The newest addition to our magic family weighed 7 pounds 4 ounces at birth. Pass your congrats along to Scott next time you see him!

DEVIN KNIGHT LECTURE SUNDAY, NOV 15TH 2PM

Comedy mentalist and hypnotist Devin Knight will present his hilarious lecture at the New Horizon Fellowship Annex on Sunday, Nov. 15th at 2:00 PM. The lecture is free to Ring members and \$10.00 for nonmembers and guests. M.Y.I. members and parents are welcome.

CLIFF BUMGARDNER PERFORMS FOR BENEFIT SHOWCASE

Magic Youth leader and Ring #199 Sergeant-at-Arms, Cliff Bumgardner, will perform during a fundraiser showcase for the *Kris Marceno Foundation* on November 14th at 7:00 PM in the School of Communication Arts, 3000 Wakefield Crossing Drive in Wakefield.

The Kris Marceno Foundation is committed to saving children's lives. They provide educational awareness about the so-called choking games and its potential deadly effect. It seeks to challenge, inspire and empower youth to Speak Up in order to protect and possibly save the life of an acquaintance, friend or family member engaging in this deadly activity.

Contact Cliff at amazeyou@aol.com for ticket information. Let's support a worthy peer in a worthy cause!

HABITAT FOR HUMANITY MAGIC SHOWCASE RAISES THE ROOF!

The New Horizon Fellowship and I.B.M. Ring #199 co-hosted annual Habitat for Humanity Magic Showcase was a rousing success. The showcase, hosted on October 17th raised over \$850 for Wake Habitat for Humanity. Pre-show close-up was performed by Joe Schmelzer, Larry Maitin, Brian Davis and Mike Gorman. This was also Brian's first public performance—and he rocked!

The 90-minute stage show ran flawlessly thanks to the dedicated NHF tech staff and the organizational skills of Ray Wickham. The program featured the comedy magic of Gary Shelton and Ray Wickham, the kidshow artistry of Roger Way, the escapes of Pam & Tom Beaman, and the debut of illusionists Ray and Elizabeth Wickham. M.Y.I. member, 6-year-old Daisy Dolicker also made her second stage appearance with her beautifully choreographed dancing lights.

Building a Show

Learning the mechanics of a great effect is the first step in studying magic. But, what do we do once we've learned, practiced and perfected a number of great effects? This month's guest writer, Jake O'Neill shares his tips for turning your newfound magic knowledge into a fun, creative show.

The first thing I want to deal with is **Building Your Own Show**. An idea for this came from a video I saw of Eugene Burger, where he said, and I quote: "Many magicians are very busy just trying to imitate other magicians. Trying to imitate the DVD they saw. The question I would like you to take home with you is, 'What do I want my magic to be?'"

And hearing that, I thought about all the magicians imitating other ones, even professionals. Then, I think about all the completely original magicians, that actually care enough about their work to do their best to continue making magic, in a word, 'real'. You need to find the deeper message in your magic.

Like the linking rings. Yes, it might mean two (or more) solid rings link together, and come apart. But deeper than that. It can mean two separate objects or beings can come together and join as one. Or you can have your linking ring routine resemble perseverance - anything to make it your own.

Thousands of magicians perform the linking rings in their routines, but every magicians routine is different. If Pen and Teller do linking rings, it will be a comedy act (most likely). But if Eugene Burger or Vernon were to do linking rings, it would most likely resemble two forces joining as one, or two beings finding each other in 'perfect harmony' so to speak.

So when you create your show, you need to find your deeper meaning. Magic is the art of transformation, and you need to find your original way of transforming something ordinary to something out of this world.

One last example I would like to use is Jeff McBride's

'Masks'. I am fascinated with masks. The expressions of all different masks, actually seems as if it is real. And they are so unique in magic, Jeff has made them his own, but of course there is the 'deeper meaning' that the masks really represent. And what Jeff once said was that his Mask routine comes from his early years when he used to be a Mime, and he always had his white makeup on. He tried to get rid of it, but everyone told him not to because that was his 'thing' or his 'brand', but he didn't like the white face. So the routine comes from him trying to break free, and get rid of the masks, but he can never get rid of it, because that is him.



So one last point on making things your own, when making a show. Remember, it is not just magic, it is timing music and dance. Pick your favorite routine to perform (preferably a stage routine), and do it with the music playing that you would normally use. Then, use a different style of music, that still sort of applies to the routine, even though it is much different. You will notice that it is a completely different mood, so find the mood that best suits you and your magic. Then with the dance, as a magician, you know you have to move around and 'flow' with your magic, make yourself believable.

Written by Jake O'Neill

Reprinted courtesy of www.magicchat.co.uk

If you would like to submit your own article, email it to us at rway@nc.rr.com! We're waiting for you!

MAGIC BUDDY FINDER

Looking for a **Magic Buddy** to learn and practice with? Provide us with the following information:

First Name _____ Age _____ Boy Girl

List your magic preferences (Such as Card Magic, Coin Magic, Comedy Magic, Birthday Party Magic, Illusions, and so on.)

Contact through (Adult Mentor's or Parent's Name and Phone Number)

We'll post your interests each month and help you find your very own **Magic Buddies**. Last Names and contact information will be held and protected by your adult magic mentor. All contacts will be handled between the mentors and parents for students under 16 years of

Magic You Can Do!

Each month, we'll bring you new magic effects to practice and perform. Then, we'll show you how to apply these new moves into a fun and entertaining presentation. If you ever have a question about a new move, be sure to ask your Ring magic mentor during the next Magic Youth lesson. Have fun!

Cards: Elimination Force

To do this force, select the card to force and place it on top of the face down deck. Tell your audience that you will extract six cards at random. Extract the top card and five more cards. You must always remember which one is your peeked card. **Please note that the card to be forced has been turned face up in the photos to make explanation easier. This card would be face down during the actual performance.**



Now, display the six cards in two rows of three cards each. For this example, the selected card will be the third one of the top row.



Ask the spectator to select a row. If the spectator selects the top row, say -"ok, we'll keep this one...". If the spectator selects the bottom one, say -"ok, we'll take this one out". The idea is to keep the row with our peeked card.

Now, ask the spectator to select any two cards. There are three possibilities. If the spectator selects the first row, say - "let me remove these two cards and you take the remaining one". If the spectator selects the last two, remove the first one, leaving the second and the third, and repeat the process.



If he selects the first and the last, remove the second one and repeat the process.

Our thanks to the guys at www.goodtricks.net for allowing us to reprint this effect from their site!

BE SURE TO ASK YOUR FAVORITE MENTOR FOR HELP WITH THESE EFFECTS IF YOU NEED IT. THEY'RE READY TO HELP!

Gimmicks: Coin in Bottle

THE EFFECT: You take an ordinary plastic drinks bottle and empty the contents. You then ask to borrow a coin from a spectator. Holding the plastic bottle in one hand and the coin in the other you slam the coin into the bottom of the bottle and then...?. **Kerpow!!!** The coin penetrates into the bottle.

THE SECRET: To successfully perform this trick you are going to need a small magnet. Ideally a Neodymium Magnet. Neodymium Magnets are the very strong magnets. For this trick use 6mm Magnets. You'll also need a magnetic or steel shim quarter from the Magic Corner.

Empty the contents of a clear plastic soda or water bottle into a glass and set aside. You'll need this liquid later. Peel back the label at the join slightly to reveal the plastic, underneath.

Please ask Mom or Dad for help with this part. With a very sharp craft knife or scissors cut a small slit large enough for a quarter to fit through. Push the magnetic quarter into the bottle. Smaller coins are not good to use as they can fit through the neck of the bottle defeating the purpose of this impossible looking illusion



When the coin is in the bottle simply stick the label back together. The labels are usually quite sticky and no extra glue is required. You may decide to glue the label back on .

Next lay the plastic bottle on its side and position the coin in the middle of the label. Now place the magnet against the bottle to hold the coin in place there. You should now find that because the magnet is so powerful, that you can wave the bottle around or even turn it up side down and the coin will stay in place. The final step in the bottle's preparation is to pour some of the liquid back into the bottle, just below the slit (to prevent any possible leaks).



CONTINUED ON PAGE 7

The Magic of Mushkil Gusha

Once in the royal city of Isfahan, there was an old woodcutter who lived alone with his young daughter. Every day, the woodcutter went out to the desert to gather camel-thorn bushes, then sold them in the marketplace as firewood. In this way, he earned barely enough for the two of them.

One morning, the woodcutter's daughter said, Father, we always have enough to eat. But just once, it would be nice to have something special. Do you think you could buy us some date cakes?

I think I could do that, my dear, said the woodcutter. I'll just gather some extra wood today.

So the woodcutter walked farther that day to gather more thorn bushes. But he took longer than he meant to.

By the time he got back with the wood, darkness had fallen. It was too late to go to the marketplace. What's more, when he reached his house, he found that his daughter had already bolted the front door and gone to bed.

Knock as he would, there was no answer. So he had to sleep outside on the doorstep.

Next morning, the woodcutter awoke while it was still dark. He told himself, I might as well go out right now and get another big load of wood. Then I can sell twice as much and buy even more date cakes.

So he left his load and went back to the desert to gather more bushes. But again he took longer than he meant to, and when he got back, it was dark and the door was bolted. So again he had to sleep on the doorstep.

He awoke once more before dawn. There's no sense wasting a day, he said. I'll go back out for one more big load. How many date cakes we'll have then!

But yet again he took too long, and yet again the door was bolted when he got back.

The woodcutter sank to the doorstep and wept.

What's wrong, old man?

He looked up to see a dervish in a long green robe and a tall green cap.

Holy sir, for three days I have gone out to gather thorn bushes, and for three days I have come home too late to get into my house. And in all that time, I've had nothing to eat.

What night is this, old man?

The woodcutter said, Why, Friday eve, of course.

That's right. It's the eve of our holy day. And that's the time of Mushkil Gusha.

Mushkil Gusha? said the woodcutter.



That's right, old man -- the 'Remover of Difficulties.'

The holy man took some roasted chick-peas and raisins from his pouch and handed them to the woodcutter. Here, share this with me.

Thank you, sir!

You may not know it, the dervish went on, but Mushkil Gusha is already helping you. If you want your good fortune to continue, here's what you must do: Every Friday eve, find someone in need. Then share what you have, and tell a tale of Mushkil Gusha. That way, you both will be helped.

And with that, the holy man vanished.

As the woodcutter stared at the empty spot, the door to his house swung open.

Father, where have you been? Oh, please come inside! I was so worried!

A few days passed, while the woodcutter and his daughter enjoyed the many date cakes he bought after selling his wood. Then one morning, when the woodcutter had gone to the desert and his daughter had finished her housework, she decided to go walking in a public park.

She was strolling down a broad path when a carriage stopped beside her.

What a pretty little girl! said a royal young lady. I am the daughter of the king. Would you like to be my handmaiden?

Yes, Your Highness, the girl said, blushing.

So the woodcutter's daughter became a handmaiden of the princess. With the gifts the princess gave her, she and her father became quite rich. He bought a nice house, and he didn't have to gather thorn bushes anymore.

But somehow he forgot what the dervish told him.

A month went by. One day, the princess went on a picnic to one of her father's private gardens, and she brought along the woodcutter's daughter. There was a small lake there, so they decided to go for a swim.

The princess took off her necklace and hung it on a branch overlooking the water. But when she came out, she forgot all about it.

A few days later at the palace, the princess looked for the necklace but couldn't find it. She turned angrily to the woodcutter's daughter.

You stole my necklace! You must have taken it when

CONTINUED ON NEXT PAGE

we went for our swim!

No, Your Highness, I wouldn't do that!

You're a thief and a liar too! I'll show you what happens to people of your kind! Get out of my sight!

The woodcutter's daughter ran home in tears. But an hour later, soldiers came to the door. They arrested the woodcutter and carried him off to a public square in front of the prison. Then they locked his feet in the stocks and left him there.

The woodcutter had to suffer the taunts and jeers of the passersby. Some people were kinder, though, and even threw him scraps of food.

Now, that evening was Friday eve. As the sun set, the woodcutter cast his thoughts over all that had happened to him in the past weeks. All at once, he cried out.

Oh, what a foolish, ungrateful wretch I am! Didn't the derwish say to share what I have each Friday eve and tell of Mushkil Gusha? Yet I haven't done it once!

Just then, a packet of chickpeas and raisins landed by the woodcutter. When he looked up, he didn't see who had thrown it. But he did see a beggar boy coming by.

Young friend! called the woodcutter. Please share this with me while I tell you a story.

The boy sat down and gratefully took what was offered. As he ate, the woodcutter related everything that had happened, from when his daughter asked for date cakes, to when he was put in the stocks.

Thank you, sir, said the boy. I needed the food, and the story was good too. I hope it has a happy ending.

The beggar boy went on his way. But he'd only gone a block when a rich merchant stopped him.

My one and only son! Ever since you were stolen at birth, I've looked for that birthmark on your left cheek. Now at last I've found you!

But they leave our story here.

The next day, the princess had another picnic in her father's private garden, and again she went down to the lake for a swim. She was about to step into the water when she saw the reflection of her necklace. She looked up into the tree -- and there was the necklace itself, right where she had left it.

That woodcutter's daughter didn't take it at all!

By the end of the day, the woodcutter was free from the stocks, and his daughter was back in the palace.

And every Friday eve after that, the woodcutter always remembered to find someone in need, share what he had, and tell his tale of Mushkil Gusha.

“Using words to describe magic is like using a screwdriver to cut roast beef”

Tom Robbins



THE METHOD: Take the modified bottle and show it to your audience, make sure the magnet is facing towards your body away from the spectators side. You can place your thumb over the magnet to hide it. The magnet is quite

small so it should not be a problem to keep it hidden from view. Remember to handle the bottle naturally as if it was just any normal bottle.

NOTE: Always show the bottle in a position where the label provides cover. Never turn it to the side (end on) or the hidden coin will be seen by the audience!

An advanced move at this stage is to twist the bottle round by its base while still holding the magnet against the bottle. This will cause the magnet and coin to stay still while the bottle turns between them. This move the convinces the audience that they have seen all round the bottle making the trick & moves seem more natural and the effect more convincing. Practice is required for this move to look convincing.



Remove the top of the bottle and pour the liquid, making sure that the coin is above the liquid and will pass right under the coin. Pouring the liquid reinforces the fact that the bottle is empty and that it is completely ordinary.

At this point in time, the spectator should be concentrating on the coin in the bottle. Take this opportunity to casually palm the spectators coin in your other hand and get rid of it discretely, into your pocket or somewhere else out of the spectators view.



When the coin drops from the magnet make sure you keep your thumb on the magnet, so it does not fall as well. If you press the magnet firmly against the bottle during the trick you should find that when you

take your thumb off the bottle to hand it to the spectators to examine the magnet will stay stuck to your thumb.

EASIER HANDLING: You may wish to try gluing the magnet under the bottle label.

ALTERNATIVE METHOD: This trick can also be performed by a commercially available product known as a folding coin, available from good magic suppliers.

Our thanks to the guys at www.goodtricks.net for allowing us to reprint this effect from their site! Explore their selection of magic videos & more!

The Spencers

The Spencers have redefined the art of illusion and are shattering the stereotype of the traditional magician and assistant. They are the only artists in history to be named *Performing Arts Entertainers of the Year* for a record-breaking six consecutive years and have twice been named *America's Best Entertainers*.

They have baffled and entertained millions of people in theatres cross America, Canada, Mexico, Australia, Taiwan, and Hong Kong – including international politicians and celebrities.

The Spencers have been described as "Modern Day Houdinis" by the media. The duo presents a big, high-tech stage show that combines drama, comedy, romance and suspense with elaborate stage illusions that include dazzling special effects and magnificent set design.

They are charismatic and skilled performers who captivate their audience from the moment they take the stage. And their personalities travel beyond the stage lights to touch not only their viewers inquisitive minds, but their hearts as well. Through their television and live concert appearances, they have cultivated a network of fans in towns and cities around the world that has made them one of the most sought-after illusion teams in the industry.

They continue to bring new meaning to the word "magic" for a new generation of spectators, delivering a larger-than-life sense of wonder to their audience.

Theatre of Illusion is a spectacular production filled with never-before-seen-illusion – original



Profiles in Magic

"Magic wands don't always belong with black hats and rabbits. Sometimes they belong in hospitals where frail hands learn tricks and the magic is in the healing."

Kevin Spencer

magical creations designed exclusively for The Spencers. People levitate, walk through walls, vanish, and reappear. And be prepared to experience the magic yourself because the Spencers don't want you to just sit there and watch - they want you to participate! In one magical experiment, the entire audience is asked to get involved in a stunning, interactive mind reading experience!



By combining original theatrical elements with state-of-the-art illusions and audience interaction, The Spencers create much more than a magic show. *Theatre of Illusion* is a magical concert for your eyes. And what they create is *theatre* in the truest sense of the word. You won't believe your eyes!

Healing of Magic

Rehabilitation Therapy Program

Do you believe in magic? Kevin and Cindy Spencer do. They believe in it so much that they've taken their skills as illusionists beyond the level of performance. Since 1984, they've been spreading the word about using magic effects as a healing tool for the physically challenged through a special program called HEALING OF MAGIC.

The Spencers don't claim to have originated the idea to use magic as a tool in rehabilitation medicine, but they have greatly expanded upon the concept. And through their efforts, new treatment modalities are being explored and used to effectively improve the everyday skills of people who have experienced strokes, accidents, spinal cord or head injuries, learning or developmental disabilities, visual deficits, psycho-social disorders, those who have problems with alcohol or other drug abuse, and many other diagnoses.



For someone who has been labeled "disabled" by society, learning to do something that "able-bodied" people cannot do, such as a magic effect, provides them the opportunity to feel special and offers a tremendous boost to their self-esteem. The Spencers explain, "People who may not have been motivated to re-learn skills of daily living often become enthusiastic about learning magic effects. The movements required to learn the effects help them achieve new skill levels while increasing motivation and self-image. They not only improve motor, cognitive, and perceptual skills, they experience that all-important feeling of self-worth and satisfaction."

The concepts of the HEALING OF MAGIC have been approved by the over 50,000 members of the American Occupational Therapy Association and have been featured in a number of publications such as the American Medical News Journal, Health Care, The Washington Post, the New York Times, and Health magazine.

For their endeavors, they were honored to receive the *Harry Chapin Award for Contributions to Humanity* for



their work in the field of rehabilitation medicine. Today, the HEALING OF MAGIC project has been explored and implemented in more than 2,000 facilities in over 30 countries. And numerous research projects have validated its therapeutic value.

Recently, the program has expanded again into the area of special education. HOCUS FOCUS is a comprehensive curriculum available to teachers to provide them with a visual, exciting, and motivating way to allow students to safely explore skills levels, improve existing skills, and develop new ones. One of the most important factors for achieving success for the student is to make the learning process as tangible and visible as possible teaching facts/concepts they can see, touch, manipulate, and talk about.

HOCUS FOCUS provides students with the opportunity to improve oral and written expression,



listening and reading comprehension, reading skills, and mathematical calculation and reasoning. But, above all else, it is critical that they never feel degraded or embarrassed, especially in front of their

peers. HOCUS FOCUS allows them to acquire a skill that most other students cannot perform achieving self-efficacy and improving self-concept.

For the Spencers, magic is truly more than an illusion, a stage performance, or just a way to make a living. It is a way to make a difference in the lives of their audience and those they work with in hospitals and rehabilitation centers around the world.

Puzzles & More


Cryptograms

Cryptograms are messages in substitution code. Break the code to read the message. For Example: **THE MAGIC WAND** might become **PDA IWCEY SWJZ** if **P** is substituted for **T**, **D** is substituted for **H** and so on. Look for repeated letters. **E,T,A,O,N,R** and **I** are the most often used letters in the English alphabet. A single letter is usually **A** or **I**. **OF**, **IS**, **IT** and **TO** are the most common 2-letter words. **THE** and **AND** are the most common 3-letter words. Good Luck!

1. "HP HR HAQFEPTSP PF EVAVAOVE PWTP KV TDD
WTGV ATLHJ HSRHXV ZR."-Y. I. EFKDHSL

2. "CAWUGFGQ TJO PJ, JQ PQGWZ TJO YWM, NGSKM
KU. NJVPMGXX AWX SGMKOX WMP LJCGQ WMP
ZWSKY KM KU."- DJAWMM CJVISWMS FJM SJGUAG

POPULAR MAGIC TRICKS



Across

1. _____ CATCH
5. _____ WAND
9. THREE CARD _____
11. BILL _____
12. CUPS AND _____
15. ZIG _____ GIRL
16. DIE _____
18. CUT & _____ ROPE
21. SUBSTITUTION _____
22. RISING _____

Down

2. BILL IN _____
3. STRAIGHT _____ ESCAPE
4. _____ TIP
6. SCARE _____
7. PROFESSOR'S _____
8. CRYSTAL _____
9. _____ GIRL
10. _____ HAT
13. COINS _____
14. INDIAN _____ TRICK
17. FOLDING _____
19. MISER'S _____
20. DAGGER _____ BOX

SUPPORT YOUR MAGIC MENTORS AND LEARN!

**WAYNE
ANDERSON**

Every Friday at *The Stonewood Grill*
6:00-8:00 pm
1080 Darrington Dr, Cary
[Email](#)

**MICHAEL
CASEY**

Every Saturday at *The Crunkleton Bar*
9:00 pm-Midnight
320 W. Franklin St., Chapel Hill
[Web](#)

**JOSH
LOZOFF**

Every Friday at *The Mellow Mushroom*
6:30-8:30 pm
Across from the Durham Bulls Ballpark
Every Friday at *Anotherthyme Restaurant*
9:00-11:00 pm
109 North Gregson St., Durham
[Web](#)

**PAUL
MILLER**

Every Friday at *Adventure Landing*
7:00-10:00 pm
3311 Capital Blvd, Raleigh
[Web](#)

**CHAD
NIPPER**

Every Friday at *The Melting Pot*
7:00-9:00 pm
3100 Wake Forest Rd, Raleigh
[Web](#)

**ROGER
WAY**

Every Monday at *Sparks Wings & Ribs*
6:00-8:00 pm
5490 Apex Peakway, Apex
Every Tuesday at *Champps American Grill*
6:00-8:00 pm
3741 Sumner Blvd, Triangle Town Center



Sweet tomatoes. 
salads • soups • bakery

**MAGIC LUNCH GATHERING
EVERY FRIDAY AT 1:00 PM**

M.Y.I. Members are welcome to join us for our
fellowship lunch every Friday 1:00 pm at
SWEET TOMATOES RESTAURANT
2310 Walnut Street, Crossroads Plaza, Cary
Danny Reeves will add you to his email
reminder list if you wish. [Email](#)

Find archived copies of the first
Triangle Top Hat issue at

[HTTP://WWW.MAGICYOUTHRALEIGH.ORG/ARCHIVE.HTM](http://www.MAGICYOUTHRALEIGH.ORG/ARCHIVE.HTM)



**Please Support & Thank the
Proud Sponsors of M.Y.I. #199**




**FOR ALL OF YOUR MAGIC
AND COSTUME NEEDS.**

FRIENDLY AND RELIABLE SERVICE FROM JON AND KELLY
AND THEIR SUPERIOR MAGIC STAFF!

3684 CAPITAL BLVD., RALEIGH, NC 27604
(919) 875-1550 www.TheMAGICCorner.com

THE KNOT COLLECTOR
by Phil Willmarth



Twenty rope effects using a single piece of rope which include those used in a routine performed in over 100 performances. With 100 illustrations by Tony Dunn.

Softbound, stapled, 8½x11,
40 Pages, Price: \$15.00

www.willmarthmagic.com



MAGIC
RING 199 RALEIGH, NC

The Wallace Lee—Dick Snavelly Ring
meets on the First Saturday of each month
at 7:00 PM in the New Horizons Fellowship
Annex at 820 E. Williams St., Apex, NC.

Youth Members, their Parents and
Guests are Always Welcome
www.magician.org/member/raleigh

December's Magic Lesson

December's hands-on magic lesson will include

MONEY MAGIC

Lesson Sources:
Joshua Jay's Course in Magic

Bring Five (5) Quarters or Half Dollars, a \$1.00 Bill and your favorite Thumb Tip. If you don't have these items, they will be provided.

6:00 PM, Saturday, December 5th
New Horizons Fellowship Annex
820 E. Williams St., Apex, NC

\$10.00 per Student Lesson Fee will be collected to pay for the new Joshua Jay books

Find the Magic in You!

Trapdoor Productions

with Steve Beam



Steve Beam has been inventing, performing, and teaching card magic for over thirty years.

He has authored more than 25 books featuring some of the most creative routines in magic.

His Semi-Automatic Card Effect series is a staple of the magic community.

www.SteveBeam.com

This is Your Journal!

Member input is always welcome and encouraged! Have you created a new effect or added a special twist to an old favorite? Are you performing in the Triangle? Would you like to write a monthly youth column on magic history, theory or tricks? Let us hear from you!



The TRIANGLE TOP HAT is a monthly publication of The Raleigh Chapter of MAGIC YOUTH INTERNATIONAL

www.MagicYouthRaleigh.org

Editor Roger C. Way
Youth Editor Cliff Bumgardner

Editorial Offices

c/o Roger C. Way
3905 Allen St. W.
Raleigh, NC 27603-5629
(919) 272-6465
Rway[at]nc.rr.com

Triangle Youth Director

Roger C. Way
Youth Director/Vice President
International Brotherhood of Magicians
Wallace Lee-Dick Snavelly Ring #199
Raleigh, North Carolina

Your Triangle M.Y.I. Team

Chairman	Phil Willmarth
Ring Member	Roger Way
Ring Member	Larry Maitin
Ring Member	Michael Casey
Ring Member	Scott Shelton
Ring Member	George Dolicker
Youth Member	Cliff Bumgardner
Youth Member	Spiro Trance

